






Begrensninger på kamerainstillinger

De tilgjengelige valgene i hvert fotomodus er listet opp nedenfor. Noen alternativer er kanskje ikke tilgjengelig for elementene som støttes i en angitt modus, og funksjon kan være begrenset, avhengig av opptaksforhold.

Opptaksmodus/motivprogram	P	S	A	M		BKT				
F	✓ ¹	✓ ¹	✓	✓	✓	✓	✓	✓	✓	✓
S.S.	✓ ¹	✓ ⁴	✓ ¹	✓ ⁴	✓	✓	✓	✓	✓ ³	✓
Programjustering	✓				✓	✓	✓	✓		✓ ⁷
Eksponeringskompensasjon	✓	✓	✓	✓ ⁵	✓	✓	✓	✓	✓ ²	✓ ⁷
Fokusfunksjon	S	✓	✓	✓	✓	✓	✓	✓ ¹	✓	✓ ⁷
	C	✓	✓	✓	✓	✓	✓		✓	✓ ¹
	M	✓	✓	✓	✓	✓	✓		✓	✓ ⁷
Følsomhet	AUTO	✓	✓	✓	✓	✓	✓	✓	✓	✓
	H (51200)/H (25600)	✓	✓	✓	✓	✓	✓ ³			✓
	12800 – 1000	✓	✓	✓	✓	✓	✓		✓ ⁹	✓
	800	✓	✓	✓	✓	✓	✓	✓	✓	✓
	640 – 200	✓	✓	✓	✓	✓	✓ ³	✓	✓	✓
L (100)	✓	✓	✓	✓	✓	✓ ³			✓	
BILDESTØRRELSE		✓	✓	✓	✓	✓	✓	✓		✓ ⁷
		✓	✓	✓	✓	✓	✓	✓		✓ ⁷
		✓	✓	✓	✓	✓	✓	✓		✓ ⁷
BILDEKVALITET	FINE/NORMAL	✓	✓	✓	✓	✓	✓	✓		✓ ⁷
	RAW	✓	✓	✓	✓	✓	✓ ³			✓ ⁷
FILMSIMULERING		✓	✓	✓	✓	✓	✓	✓ ¹	✓	✓
	//	✓	✓	✓	✓	✓	✓		✓	✓
	/	✓	✓	✓	✓	✓	✓		✓	✓
	//	✓	✓	✓	✓	✓	✓		✓	✓
	///	✓	✓	✓	✓	✓	✓		✓	✓
	✓	✓	✓	✓	✓	✓		✓	✓	
TEKSTUREFFEKT	✓	✓	✓	✓	✓	✓	✓			✓ ⁷
DYNAMISK OMFANG	AUTO	✓	✓	✓	✓	✓		✓	✓ ¹	✓ ⁷
	//	✓	✓	✓	✓	✓	✓	✓		✓ ⁷
HVITBALANSE	✓	✓	✓	✓	✓	✓	✓	✓ ¹	✓	✓
HØYLYS NIVÅ	✓	✓	✓	✓	✓	✓	✓			✓ ⁷
SKYGGE NIVÅ	✓	✓	✓	✓	✓	✓	✓			✓ ⁷
FARGE	✓	✓	✓	✓	✓	✓	✓			✓ ⁷
SKARPHET	✓	✓	✓	✓	✓	✓	✓			✓ ⁷
STØYREDUSERING	✓	✓	✓	✓	✓	✓	✓			✓ ⁷
LANG EKSPONERING	✓	✓	✓	✓	✓	✓	✓	✓		✓ ⁷
LINSEMOD.OPTIM.	✓	✓	✓	✓	✓	✓	✓			✓ ⁷
FARGEROM	✓	✓	✓	✓	✓	✓	✓	✓	✓ ⁶	✓ ⁷
VELG TILPAS. INNST. ENDRE/LAGRE TILPAS. INNST.	✓	✓	✓	✓	✓	✓	✓			
AF-MODUS		✓	✓	✓	✓	✓	✓	✓		✓ ¹
		✓	✓	✓	✓	✓	✓	✓	✓ ¹	
		✓	✓	✓	✓	✓	✓	✓		
AF-BELYSNING	✓	✓	✓	✓	✓	✓	✓	✓		✓ ⁷
ANSIKTSOPPDAGING	✓	✓	✓	✓	✓	✓	✓	✓	✓	
ØYEGJENKJENNELSE AF	✓	✓	✓	✓	✓	✓	✓	✓		
AF+MF	✓	✓	✓	✓	✓	✓	✓			
MF-HJELP	STANDARD	✓	✓	✓	✓	✓	✓	✓ ¹		
	DIGITALT DELT BILDE	✓	✓	✓	✓	✓	✓			
	FOKUSTOPPMERKING	✓	✓	✓	✓	✓	✓			
FOKUSSJEKK	✓	✓	✓	✓	✓	✓	✓			
SELVUTLØSER	✓	✓	✓	✓	✓	✓	✓	✓		✓
LYSMÅLING		✓	✓	✓	✓	✓	✓	✓ ¹	✓ ¹	✓ ⁷
		✓	✓	✓	✓	✓	✓			✓
	[•]	✓	✓	✓	✓	✓	✓			✓ ⁷
	[]	✓	✓	✓	✓	✓	✓			✓ ⁷
LUKKERTYPE	MS	✓	✓	✓	✓	✓	✓	✓		✓ ⁷
	MS+ES	✓	✓	✓	✓	✓	✓	✓		✓ ⁷
	ES	✓	✓	✓	✓	✓	✓	✓	✓ ¹	✓ ⁷
BILDESTAB MODE		✓	✓	✓	✓	✓	✓	✓	✓	✓ ⁷
		✓	✓	✓	✓	✓	✓	✓	✓	✓ ⁷
	OFF	✓	✓	✓	✓	✓	✓	✓	✓	✓ ⁷
FOR.-VIS. EKS./HVITBALANSE I M. MOD.				✓	✓	✓	✓	✓		✓ ⁷

Opptaksmodus/motivprogram		P	S	A	M		BKT				
TILPASSET BILDE INNST	INNRAMMINGSGUIDE	✓	✓	✓	✓	✓	✓	✓	✓		
	ELEKTRONISK NIVÅ	✓	✓	✓	✓	✓	✓	✓	✓	✓	
	FOKUSOMRÅDE	✓	✓	✓	✓	✓	✓	✓	✓		✓
	AF AVSTANDSINDIKATOR	✓	✓	✓	✓	✓	✓	✓	✓		
	MF AVSTANDSMÅLER	✓	✓	✓	✓	✓	✓	✓		✓	
	HISTOGRAM	✓	✓	✓	✓	✓	✓	✓			
	OPPTAKSMODUS	✓	✓	✓	✓	✓	✓	✓	✓		
	APERT./LUK.HAST./ISO	✓	✓	✓	✓	✓	✓	✓	✓		
	INFORMASJONSBAGGRUNN	✓	✓	✓	✓	✓	✓	✓	✓	✓	
	Eksp. komp. (siffer)	✓	✓	✓	✓	✓	✓	✓	✓	✓	
	Eksp. komp. (skala)	✓	✓	✓	✓	✓	✓	✓	✓	✓	✓
	FOKUSMODUS	✓	✓	✓	✓	✓	✓	✓	✓		
	LYSMÅLING	✓	✓	✓	✓	✓	✓	✓	✓		
	LUKKERTYPE	✓	✓	✓	✓	✓	✓	✓	✓		
	BLITS	✓	✓	✓	✓	✓	✓	✓	✓		
	KONTINUERLIG-MODUS	✓	✓	✓	✓	✓	✓	✓			
	DOBBEL BS-MODUS	✓	✓	✓	✓	✓	✓	✓	✓	✓	
	HVITBALANSE	✓	✓	✓	✓	✓	✓	✓	✓	✓	
	FILMSIMULERING	✓	✓	✓	✓	✓	✓	✓	✓	✓	
	DYNAMISK OMFANG	✓	✓	✓	✓	✓	✓	✓	✓		
ANTALL BILDER IGJEN	✓	✓	✓	✓	✓	✓	✓	✓			
BILDESTR./KVALITET	✓	✓	✓	✓	✓	✓	✓	✓			
FILM-MODUS OG OPPTAKSTID	✓	✓	✓	✓	✓	✓	✓	✓	✓		
BATTERINIVÅ	✓	✓	✓	✓	✓	✓	✓	✓	✓		
AF-LÅSEMODUS	AF-L	✓	✓	✓	✓	✓	✓	✓	✓		✓ ¹
	AE+AF	✓	✓	✓		✓	✓	✓	✓		✓ ¹

1 Fastsatt automatisk.

2 Begrenset til området $\pm 2,0$ EV under filmopptak.

3 Tilgjengelige valg varierer med opptaksmodus.

4 **A** er ikke tilgjengelig.

5 Kun tilgjengelig med auto ISO-følsomhet.

6 sRGB velges automatisk.

7 Innstillinger for stillfotografering brukes.

8 Trådløs fjernstyrt fotografering.

9 Største følsomhet for filmer er ISO 6400.