






























## 카메라 설정 제한

각 촬영 모드에서 사용 가능한 옵션은 다음에 나와 있습니다. 일부 옵션은 해당 모드에서 지원되는 항목에 따라 사용할 수 없을 수도 있으며, 촬영 조건에 따라 기능이 제한될 수도 있습니다.

촬영 모드/촬영선택		P	S	A	M		BKT		ADW		
F		✓ <sup>1</sup>	✓ <sup>1</sup>	✓	✓	✓	✓	✓	✓	✓	✓
S.S.		✓ <sup>1</sup>	✓ <sup>4</sup>	✓ <sup>1</sup>	✓ <sup>4</sup>	✓	✓	✓	✓	✓ <sup>3</sup>	✓
프로그램 시프트		✓				✓	✓	✓	✓		✓ <sup>7</sup>
노출 보정		✓	✓	✓	✓ <sup>5</sup>	✓	✓	✓	✓	✓ <sup>2</sup>	✓
초점 모드	S	✓	✓	✓	✓	✓	✓	✓	✓ <sup>1</sup>	✓	✓ <sup>7</sup>
	C	✓	✓	✓	✓	✓	✓	✓		✓	✓ <sup>1</sup>
	M	✓	✓	✓	✓	✓	✓	✓		✓	✓ <sup>7</sup>
감도	AUTO	✓	✓	✓	✓	✓	✓	✓	✓	✓	✓
	H (51200)/H (25600)	✓	✓	✓	✓	✓	✓ <sup>3</sup>	✓			✓
	12800 - 1000	✓	✓	✓	✓	✓	✓	✓		✓ <sup>9</sup>	✓
	800	✓	✓	✓	✓	✓	✓	✓	✓	✓	✓
	640 - 200	✓	✓	✓	✓	✓	✓ <sup>3</sup>	✓	✓	✓	✓
	L (100)/L (125)/L (160)	✓	✓	✓	✓	✓	✓ <sup>3</sup>	✓			✓
이미지 크기		✓	✓	✓	✓	✓	✓	✓	✓		✓ <sup>7</sup>
		✓	✓	✓	✓	✓	✓	✓	✓		✓ <sup>7</sup>
		✓	✓	✓	✓	✓	✓	✓	✓		✓ <sup>7</sup>
화질	FINE/NORMAL	✓	✓	✓	✓	✓	✓	✓	✓		✓ <sup>7</sup>
	RAW	✓	✓	✓	✓	✓	✓ <sup>3</sup>				✓ <sup>7</sup>
필름 시뮬레이션		✓	✓	✓	✓	✓	✓	✓	✓ <sup>1</sup>	✓	✓
	 /  / 	✓	✓	✓	✓	✓	✓	✓		✓	✓
	 / 	✓	✓	✓	✓	✓	✓	✓		✓	✓
	 /  /  / 	✓	✓	✓	✓	✓	✓	✓		✓	✓
	 /  /  / 	✓	✓	✓	✓	✓	✓	✓		✓	✓
		✓	✓	✓	✓	✓	✓	✓		✓	✓
그레인 효과		✓	✓	✓	✓	✓	✓	✓			✓ <sup>7</sup>
다이내믹 레인지	AUTO	✓	✓	✓	✓	✓	✓		✓	✓ <sup>1</sup>	✓ <sup>7</sup>
	#100/#200/#400	✓	✓	✓	✓	✓	✓	✓	✓		✓ <sup>7</sup>
화이트밸런스		✓	✓	✓	✓	✓	✓	✓	✓ <sup>1</sup>	✓	✓
하이라이트 톤		✓	✓	✓	✓	✓	✓	✓			✓ <sup>7</sup>
새도우 톤		✓	✓	✓	✓	✓	✓	✓			✓ <sup>7</sup>
색농도		✓	✓	✓	✓	✓	✓	✓			✓ <sup>7</sup>
샤프니스		✓	✓	✓	✓	✓	✓	✓			✓ <sup>7</sup>
노이즈 리덕션		✓	✓	✓	✓	✓	✓	✓			✓ <sup>7</sup>
장노출 노이즈 리덕션		✓	✓	✓	✓	✓	✓	✓	✓		✓ <sup>7</sup>
렌즈 변조 최적화기		✓	✓	✓	✓	✓	✓	✓	✓		✓ <sup>7</sup>
컬러스페이스		✓	✓	✓	✓	✓	✓	✓	✓	✓ <sup>6</sup>	✓ <sup>7</sup>
사용자 설정 선택											
사용자 설정 편집/저장		✓	✓	✓	✓	✓	✓	✓			
AF모드		✓	✓	✓	✓	✓	✓	✓	✓		✓ <sup>1</sup>
		✓	✓	✓	✓	✓	✓	✓	✓	✓ <sup>1</sup>	
		✓	✓	✓	✓	✓	✓	✓	✓		
AF 보조광		✓	✓	✓	✓	✓	✓	✓	✓		✓ <sup>7</sup>
얼굴 검색		✓	✓	✓	✓	✓	✓	✓	✓	✓	
눈 검출 AF		✓	✓	✓	✓	✓	✓	✓	✓		
AF+MF		✓	✓	✓	✓	✓	✓	✓			
MF 어시스트	표준	✓	✓	✓	✓	✓	✓	✓ <sup>1</sup>			
	디지털 분할 이미지	✓	✓	✓	✓	✓	✓				
	초점 피크 하이라이트	✓	✓	✓	✓	✓	✓				
포커스 체크		✓	✓	✓	✓	✓	✓	✓			
셀프타이머		✓	✓	✓	✓	✓	✓	✓	✓		✓
측광		✓	✓	✓	✓	✓	✓	✓	✓ <sup>1</sup>	✓ <sup>1</sup>	✓ <sup>7</sup>
		✓	✓	✓	✓	✓	✓	✓			✓
	[•]	✓	✓	✓	✓	✓	✓	✓			✓ <sup>7</sup>
	[ ]	✓	✓	✓	✓	✓	✓	✓			✓ <sup>7</sup>
셔터 타입	MS	✓	✓	✓	✓	✓	✓	✓	✓		✓ <sup>7</sup>
	MS+ES	✓	✓	✓	✓	✓	✓	✓	✓		✓ <sup>7</sup>
	ES	✓	✓	✓	✓	✓	✓	✓	✓	✓ <sup>1</sup>	✓ <sup>7</sup>
손떨림보정모드		✓	✓	✓	✓	✓	✓	✓	✓	✓	✓ <sup>7</sup>
		✓	✓	✓	✓	✓	✓	✓	✓	✓	✓ <sup>7</sup>
	OFF	✓	✓	✓	✓	✓	✓	✓	✓	✓	✓ <sup>7</sup>
수동 모드의 노출 미리보기/화이트밸런스					✓	✓	✓	✓	✓		✓ <sup>7</sup>

촬영 모드/촬영선택		P	S	A	M		BKT				
사용자 설정 표시	구도 가이드	✓	✓	✓	✓	✓	✓	✓	✓		
	전자수평계	✓	✓	✓	✓	✓	✓	✓	✓	✓	
	초점 보정	✓	✓	✓	✓	✓	✓	✓	✓		
	AF 거리 표시기	✓	✓	✓	✓	✓	✓	✓	✓		
	MF 거리 표시기	✓	✓	✓	✓	✓	✓	✓		✓	
	히스토그램	✓	✓	✓	✓	✓	✓	✓			
	촬영 모드	✓	✓	✓	✓	✓	✓	✓	✓		
	조리개/셔터 속도/ISO	✓	✓	✓	✓	✓	✓	✓	✓		
	배경 정보	✓	✓	✓	✓	✓	✓	✓	✓	✓	
	Expo. Comp. (숫자)	✓	✓	✓	✓	✓	✓	✓	✓	✓	
	Expo. Comp. (스케일)	✓	✓	✓	✓	✓	✓	✓	✓	✓	
	초점 모드	✓	✓	✓	✓	✓	✓	✓	✓		
	측광	✓	✓	✓	✓	✓	✓	✓	✓		
	셔터 타입	✓	✓	✓	✓	✓	✓	✓	✓		
	플래쉬	✓	✓	✓	✓	✓	✓	✓	✓		
	연속 모드	✓	✓	✓	✓	✓	✓	✓			
	듀얼 손떨림 보정 모드	✓	✓	✓	✓	✓	✓	✓	✓	✓	
	화이트밸런스	✓	✓	✓	✓	✓	✓	✓	✓	✓	
	필름 시뮬레이션	✓	✓	✓	✓	✓	✓	✓	✓	✓	
	다이내믹 레인지	✓	✓	✓	✓	✓	✓	✓	✓		
남은 프레임 수	✓	✓	✓	✓	✓	✓	✓	✓			
이미지 크기/화질	✓	✓	✓	✓	✓	✓	✓	✓			
동영상 모드 및 녹화 시간	✓	✓	✓	✓	✓	✓	✓	✓	✓		
배터리 잔량	✓	✓	✓	✓	✓	✓	✓	✓	✓		
AF-고정 모드	AF-L	✓	✓	✓	✓	✓	✓	✓	✓		✓ <sup>7</sup>
	AE+AF	✓	✓	✓		✓	✓	✓	✓		✓ <sup>7</sup>

- 1 자동 고정.
- 2 동영상 촬영 중 ±2.0EV 범위로 제한됩니다.
- 3 촬영 모드에 따라 사용 가능한 옵션이 달라집니다.
- 4 A는 사용할 수 없습니다.
- 5 자동 ISO 감도에서만 사용 가능합니다.
- 6 sRGB가 자동으로 선택되었습니다.
- 7 스틸 촬영 설정이 사용됩니다.
- 8 원격 무선 촬영.
- 9 영화용 최대 감도는 ISO 6400입니다.