























## 有關相機設定限制的資訊

下表列出了每種拍攝模式下的可用選項。某些選項可能不適用於在特定模式下支援的項目，且根據拍攝條件的不同，功能可能會被限制。

拍攝模式/場景設定	P	S	A	M		BKT				
F	✓ <sup>1</sup>	✓ <sup>1</sup>	✓	✓	✓	✓	✓	✓	✓	✓
S.S.	✓ <sup>1</sup>	✓ <sup>4</sup>	✓ <sup>1</sup>	✓ <sup>4</sup>	✓	✓	✓	✓	✓ <sup>3</sup>	✓
程式切換	✓				✓	✓	✓	✓		✓ <sup>7</sup>
曝光補償	✓	✓	✓	✓ <sup>5</sup>	✓	✓	✓	✓	✓ <sup>2</sup>	✓
對焦模式	S	✓	✓	✓	✓	✓	✓	✓ <sup>1</sup>	✓	✓ <sup>7</sup>
	C	✓	✓	✓	✓	✓	✓		✓	✓ <sup>1</sup>
	M	✓	✓	✓	✓	✓	✓		✓	✓ <sup>7</sup>
感光度	自動	✓	✓	✓	✓	✓	✓	✓	✓	✓
	H (51200)/H (25600)	✓	✓	✓	✓	✓	✓ <sup>3</sup>			✓
	12800 – 1000	✓	✓	✓	✓	✓	✓		✓ <sup>9</sup>	✓
	800	✓	✓	✓	✓	✓	✓	✓	✓	✓
	640 – 200	✓	✓	✓	✓	✓	✓ <sup>3</sup>	✓	✓	✓
L (100)/L (125)/L (160)	✓	✓	✓	✓	✓	✓ <sup>3</sup>	✓		✓	
影像尺寸		✓	✓	✓	✓	✓	✓	✓	✓	✓ <sup>7</sup>
		✓	✓	✓	✓	✓	✓	✓	✓	✓ <sup>7</sup>
		✓	✓	✓	✓	✓	✓	✓	✓	✓ <sup>7</sup>
影像品質	FINE/NORMAL	✓	✓	✓	✓	✓	✓	✓		✓ <sup>7</sup>
	RAW	✓	✓	✓	✓	✓	✓ <sup>3</sup>			✓ <sup>7</sup>
軟片模擬		✓	✓	✓	✓	✓	✓	✓ <sup>1</sup>	✓	✓
		✓	✓	✓	✓	✓	✓		✓	✓
		✓	✓	✓	✓	✓	✓		✓	✓
		✓	✓	✓	✓	✓	✓		✓	✓
		✓	✓	✓	✓	✓	✓		✓	✓
顆粒效果	✓	✓	✓	✓	✓	✓	✓			✓ <sup>7</sup>
動態範圍	自動	✓	✓	✓	✓	✓	✓	✓	✓ <sup>1</sup>	✓ <sup>7</sup>
	#100/#200/#400	✓	✓	✓	✓	✓	✓	✓		✓ <sup>7</sup>
白平衡	✓	✓	✓	✓	✓	✓	✓	✓ <sup>1</sup>	✓	✓
明亮部色調	✓	✓	✓	✓	✓	✓	✓			✓ <sup>7</sup>
陰暗部色調	✓	✓	✓	✓	✓	✓	✓			✓ <sup>7</sup>
色彩	✓	✓	✓	✓	✓	✓	✓			✓ <sup>7</sup>
銳利度	✓	✓	✓	✓	✓	✓	✓			✓ <sup>7</sup>
減少雜訊	✓	✓	✓	✓	✓	✓	✓			✓ <sup>7</sup>
長時曝光減少雜訊	✓	✓	✓	✓	✓	✓	✓	✓		✓ <sup>7</sup>
鏡頭調整優化器	✓	✓	✓	✓	✓	✓	✓	✓		✓ <sup>7</sup>
色彩範圍	✓	✓	✓	✓	✓	✓	✓	✓	✓ <sup>6</sup>	✓ <sup>7</sup>
選擇自訂設定	✓	✓	✓	✓	✓	✓	✓			
編輯/儲存自訂設定	✓	✓	✓	✓	✓	✓	✓			
自動對焦模式		✓	✓	✓	✓	✓	✓	✓		✓ <sup>1</sup>
		✓	✓	✓	✓	✓	✓	✓	✓ <sup>1</sup>	
		✓	✓	✓	✓	✓	✓	✓		
AF輔助燈	✓	✓	✓	✓	✓	✓	✓	✓		✓ <sup>7</sup>
臉部追蹤對焦	✓	✓	✓	✓	✓	✓	✓	✓	✓	
眼睛對焦 AF	✓	✓	✓	✓	✓	✓	✓	✓		
AF+MF	✓	✓	✓	✓	✓	✓	✓			
MF 輔助	標準	✓	✓	✓	✓	✓	✓	✓ <sup>1</sup>		
	數位化分割影像	✓	✓	✓	✓	✓	✓			
	對焦峰值亮點	✓	✓	✓	✓	✓	✓			
焦距確認	✓	✓	✓	✓	✓	✓	✓			
自拍	✓	✓	✓	✓	✓	✓	✓	✓		✓
測光		✓	✓	✓	✓	✓	✓	✓ <sup>1</sup>	✓ <sup>1</sup>	✓ <sup>7</sup>
		✓	✓	✓	✓	✓	✓	✓		✓ <sup>7</sup>
		✓	✓	✓	✓	✓	✓	✓		✓ <sup>7</sup>
		✓	✓	✓	✓	✓	✓	✓		✓ <sup>7</sup>
快門類型	MS	✓	✓	✓	✓	✓	✓	✓		✓ <sup>7</sup>
	MS+ES	✓	✓	✓	✓	✓	✓	✓		✓ <sup>7</sup>
	ES	✓	✓	✓	✓	✓	✓	✓	✓ <sup>1</sup>	✓ <sup>7</sup>
防手震模式		✓	✓	✓	✓	✓	✓	✓	✓	✓ <sup>7</sup>
		✓	✓	✓	✓	✓	✓	✓	✓	✓ <sup>7</sup>
	OFF	✓	✓	✓	✓	✓	✓	✓	✓	✓ <sup>7</sup>
在手動模式預覽曝光/白平衡				✓	✓	✓	✓	✓		✓ <sup>7</sup>

拍攝模式/場景設定		P	S	A	M		BKT				
顯示自訂設定	取景框	✓	✓	✓	✓	✓	✓	✓	✓		
	電子水平儀	✓	✓	✓	✓	✓	✓	✓	✓	✓	
	對焦框	✓	✓	✓	✓	✓	✓	✓	✓		
	AF 距離指示	✓	✓	✓	✓	✓	✓	✓	✓		
	MF 距離指示	✓	✓	✓	✓	✓	✓	✓		✓	
	色階分佈圖	✓	✓	✓	✓	✓	✓	✓			
	預設模式	✓	✓	✓	✓	✓	✓	✓	✓		
	光圈/快門速度/ISO	✓	✓	✓	✓	✓	✓	✓	✓		
	資訊背景	✓	✓	✓	✓	✓	✓	✓	✓	✓	
	曝光補償(數位)	✓	✓	✓	✓	✓	✓	✓	✓	✓	
	曝光補償(刻度)	✓	✓	✓	✓	✓	✓	✓	✓	✓	
	對焦模式	✓	✓	✓	✓	✓	✓	✓			
	測光	✓	✓	✓	✓	✓	✓	✓			
	快門類型	✓	✓	✓	✓	✓	✓	✓	✓		
	閃光燈	✓	✓	✓	✓	✓	✓	✓	✓		
	連續模式	✓	✓	✓	✓	✓	✓				
	雙重IS模式	✓	✓	✓	✓	✓	✓	✓	✓	✓	
	白平衡	✓	✓	✓	✓	✓	✓	✓		✓	
	軟片模擬	✓	✓	✓	✓	✓	✓	✓		✓	
	動態範圍	✓	✓	✓	✓	✓	✓	✓	✓		
剩餘張數	✓	✓	✓	✓	✓	✓	✓	✓			
影像大小/畫質	✓	✓	✓	✓	✓	✓	✓	✓			
錄影模式與錄製時間	✓	✓	✓	✓	✓	✓	✓	✓	✓		
電池電量	✓	✓	✓	✓	✓	✓	✓	✓	✓	✓	
{AF LOCK}AF鎖定模式	AF-L	✓	✓	✓	✓	✓	✓	✓	✓		✓ <sup>7</sup>
	AE+AF	✓	✓	✓		✓	✓	✓	✓		✓ <sup>7</sup>

- 1 自動固定。
- 2 動畫錄製期間限制在 ±2.0EV 範圍內。
- 3 可用選項根據拍攝模式的不同而異。
- 4 A 不可用。
- 5 僅適用於自動 ISO 感光度。
- 6 自動選擇 sRGB。
- 7 使用了靜態拍攝設定。
- 8 無線遙控拍攝。
- 9 動畫的最大感光度為 ISO 6400。