





Restriktioner på kameraindstillinger

De tilgængelige indstillinger i hver optageindstilling, er opstillet herunder. Visse valgmuligheder er muligvis ikke tilgængelige for de enheder, der er understøttet i enhver given tilstand, og funktion kan være begrænset alt efter optageforholdene.

Optagetilstand/motivposition		P	S	A	M		BKT				
F		✓ ¹	✓ ¹	✓	✓	✓	✓	✓	✓	✓	✓
S.S.		✓ ¹	✓ ⁴	✓ ¹	✓ ⁴	✓	✓	✓	✓	✓ ³	✓
Programskift		✓				✓	✓	✓	✓		✓ ⁷
Eksponeringskompensation		✓	✓	✓	✓ ⁵	✓	✓	✓	✓	✓ ²	
Fokustilstand	S	✓	✓	✓	✓	✓	✓	✓	✓ ¹	✓	✓ ⁷
	C	✓	✓	✓	✓	✓	✓	✓		✓	✓ ¹
	M	✓	✓	✓	✓	✓	✓	✓		✓	✓ ⁷
Følsomhed	AUTO	✓	✓	✓	✓	✓	✓	✓	✓	✓	✓
	H (51200)/H (25600)	✓	✓	✓	✓	✓	✓ ³	✓			✓
	12800 – 1000	✓	✓	✓	✓	✓	✓	✓		✓ ⁹	✓
	800	✓	✓	✓	✓	✓	✓	✓	✓	✓	✓
	640 – 200	✓	✓	✓	✓	✓	✓ ³	✓	✓	✓	✓
L (100)/L (125)/L (160)	✓	✓	✓	✓	✓	✓ ³	✓			✓	
BILLEDSTØRRELSE		✓	✓	✓	✓	✓	✓	✓	✓		✓ ⁷
		✓	✓	✓	✓	✓	✓	✓	✓		✓ ⁷
		✓	✓	✓	✓	✓	✓	✓	✓		✓ ⁷
BILLEDKVALITET	FINE/NORMAL	✓	✓	✓	✓	✓	✓	✓	✓		✓ ⁷
	RAW	✓	✓	✓	✓	✓	✓ ³				✓ ⁷
FILMSIMULERING		✓	✓	✓	✓	✓	✓	✓	✓ ¹	✓	✓
	//	✓	✓	✓	✓	✓	✓	✓		✓	✓
	/	✓	✓	✓	✓	✓	✓	✓		✓	✓
	///	✓	✓	✓	✓	✓	✓	✓		✓	✓
	///	✓	✓	✓	✓	✓	✓	✓		✓	✓
	✓	✓	✓	✓	✓	✓	✓		✓	✓	
KORNEFFEKT		✓	✓	✓	✓	✓	✓	✓			✓ ⁷
DYNAMISK OMFANG	AUTO	✓	✓	✓	✓	✓	✓	✓	✓	✓ ¹	✓ ⁷
	#100/#200/#400	✓	✓	✓	✓	✓	✓	✓	✓		✓ ⁷
HVIDBALANCE		✓	✓	✓	✓	✓	✓	✓	✓ ¹	✓	✓
HØJLYSTONE		✓	✓	✓	✓	✓	✓	✓			✓ ⁷
SKYGGETONE		✓	✓	✓	✓	✓	✓	✓			✓ ⁷
FARVE		✓	✓	✓	✓	✓	✓	✓			✓ ⁷
SKARPHED		✓	✓	✓	✓	✓	✓	✓			✓ ⁷
STØJREDUKTION		✓	✓	✓	✓	✓	✓	✓			✓ ⁷
LANG EKSPONERING – SR		✓	✓	✓	✓	✓	✓	✓	✓		✓ ⁷
OBJEKTIVMOD.OPT.		✓	✓	✓	✓	✓	✓	✓	✓		✓ ⁷
FARVERUM		✓	✓	✓	✓	✓	✓	✓	✓	✓ ⁶	✓ ⁷
VÆLG CUSTOM INDS. RED./GEM CUSTOM		✓	✓	✓	✓	✓	✓	✓			
AF-TILSTAND		✓	✓	✓	✓	✓	✓	✓	✓		✓ ¹
		✓	✓	✓	✓	✓	✓	✓	✓	✓ ¹	
		✓	✓	✓	✓	✓	✓	✓	✓		
AF-HJÆLPELYS		✓	✓	✓	✓	✓	✓	✓	✓		✓ ⁷
ANSIGTSREGISTRERING		✓	✓	✓	✓	✓	✓	✓	✓	✓	
ØJE DETEKTION AF		✓	✓	✓	✓	✓	✓	✓	✓		
AF+MF		✓	✓	✓	✓	✓	✓	✓			
MF-HJÆLP	STANDARD	✓	✓	✓	✓	✓	✓	✓ ¹			
	DIGITALT OPDELT BILLEDE	✓	✓	✓	✓	✓	✓				
	FREMÆVNING AF FOKUSMAKS.	✓	✓	✓	✓	✓	✓				
FOKUSKONTROL		✓	✓	✓	✓	✓	✓	✓			
SELVUDLØSER		✓	✓	✓	✓	✓	✓	✓	✓		✓
LYSMÅLING		✓	✓	✓	✓	✓	✓	✓	✓ ¹	✓ ¹	✓ ⁷
		✓	✓	✓	✓	✓	✓	✓			✓
		✓	✓	✓	✓	✓	✓	✓			✓ ⁷
		✓	✓	✓	✓	✓	✓	✓			✓ ⁷
LUKKERTYPE	MS	✓	✓	✓	✓	✓	✓	✓	✓		✓ ⁷
	MS+ES	✓	✓	✓	✓	✓	✓	✓	✓		✓ ⁷
	ES	✓	✓	✓	✓	✓	✓	✓	✓	✓ ¹	✓ ⁷
SETUP DIGIT STAB		✓	✓	✓	✓	✓	✓	✓	✓	✓	✓ ⁷
		✓	✓	✓	✓	✓	✓	✓	✓	✓	✓ ⁷
	OFF	✓	✓	✓	✓	✓	✓	✓	✓	✓	✓ ⁷
VIS EKS./HVIDBALANCE I MAN. TIL.					✓	✓	✓	✓	✓		✓ ⁷

Optagetilstand/motivposition		P	S	A	M		BKT				
VIS CUSTOM INDST.	GUIDE INDRAMNING	✓	✓	✓	✓	✓	✓	✓	✓		
	ELEKTRONISK NIVEAU	✓	✓	✓	✓	✓	✓	✓	✓	✓	
	FOKUSRAMME	✓	✓	✓	✓	✓	✓	✓	✓		
	AF-AFSTANDSINDIKATOR	✓	✓	✓	✓	✓	✓	✓	✓		
	MF-AFSTANDSINDIKATOR	✓	✓	✓	✓	✓	✓	✓		✓	
	HISTOGRAM	✓	✓	✓	✓	✓	✓	✓			
	OPTAGETILSTAND	✓	✓	✓	✓	✓	✓	✓	✓		
	BLÆNDE/S-HASTIG./ISO	✓	✓	✓	✓	✓	✓	✓	✓		
	INFOBAGGRUND	✓	✓	✓	✓	✓	✓	✓	✓	✓	
	Eksp. Komp. (Tal)	✓	✓	✓	✓	✓	✓	✓	✓	✓	
	Eksp. Komp. (Skala)	✓	✓	✓	✓	✓	✓	✓	✓	✓	✓
	FOKUSTILSTAND	✓	✓	✓	✓	✓	✓	✓			
	LYSMÅLING	✓	✓	✓	✓	✓	✓	✓			
	LUKERTYPE	✓	✓	✓	✓	✓	✓	✓	✓		
	BLITZ	✓	✓	✓	✓	✓	✓	✓	✓		
	KONTINUERLIG TILSTAND	✓	✓	✓	✓	✓	✓				
	DOBBELT BIL.STAB.TILSTAND	✓	✓	✓	✓	✓	✓	✓	✓	✓	
	HVIDBALANCE	✓	✓	✓	✓	✓	✓	✓		✓	
	FILMSIMULERING	✓	✓	✓	✓	✓	✓	✓		✓	
	DYNAMISK OMFANG	✓	✓	✓	✓	✓	✓	✓	✓		
BILLEDER TILBAGE	✓	✓	✓	✓	✓	✓	✓	✓			
BILLEDSTØR./-KVAL.	✓	✓	✓	✓	✓	✓	✓	✓			
FILMTILSTAND OG OPTAGETID	✓	✓	✓	✓	✓	✓	✓	✓	✓		
BATTERINIVEAU	✓	✓	✓	✓	✓	✓	✓	✓	✓		
AF-LÅSETILSTAND	AF-L	✓	✓	✓	✓	✓	✓	✓	✓		✓ ⁷
	AE+AF	✓	✓	✓		✓	✓	✓	✓		✓ ⁷

1 Fastsættes automatisk.

2 Begrænset rækkevidde på $\pm 2,0$ EV under videooptagelse.

3 De tilgængelige indstillinger varierer alt efter optageindstillingen.

4 **A** er ikke tilgængelig.

5 Er kun tilgængelig med auto-ISO-følsomhed.

6 sRGB valgt automatisk.

7 Benytter indstillinger for stillfotografering.

8 Trådløs, fjernstyret fotografering.

9 Maksimal følsomhed for film er ISO 6400.